



How Our Courses Work

(IGCSE and GCSE Courses)



How Courses Work –What is Included

Each week of an Online Course includes:

1. Online tutorials

- Live Tutorial (approx. 1hr): an interactive session using quizzes, activities, etc. with focus on core content from the week
 - *These tutorials occur “live”, for students enrolled in the Live&Interactive format*
 - *They are also recorded as they happen, for later viewing and for users of the Flexible Timing/Recorded format*
- Recorded Informational Tutorials may also be included (various lengths)
 - *These cover content in further breadth and depth*
 - *Recorded and are available to watch 24/7*



How Courses Work –What is Included

Each week of an Online Course includes:

2. Full tutor access:

- live & interactive drop-in office hours (weekly)
(for discussion, help, guidance)
- email
- regular assignments, grading and feedback



How Courses Work –What is Included

Each week of an Online Course includes:

3. Weekly lesson documents, which feature:
 - required content for the course specification
 - homework / weekly assignments (with exam questions each week)
 - embedded links and videos
 - graphics/figures/illustrations/tables/formulas
 - appendices (when relevant)
 - a few jokes, cartoons and amusements
 - notes are available online 24/7 to access/print as needed



How Courses Work –What is Included

Each week of an Online Course includes:

3. Weekly lesson notes include:

- learning objectives (section 1)
- detailed course content, required knowledge for the exam (section 2)
- at least 3 different types of assignments, one of which is practice exam questions (sections 3,4,5)
- additional student resources or required knowledge for the next lesson (section 6)

May also be included

- glossary ; appendices ; supplementary media



How Courses Work –What is Included

Each week of an Online Course includes:

4. Additional support documents

- A wide range of supplemental and support information is also available (additional fact sheets, case studies, research studies, formula sheets, calculator guidance, etc.)
- Revision support and materials (revision is an activity best done through the duration of a course, not simply at the end)
- Exam technique is covered starting in week 1, to fully develop exam skills

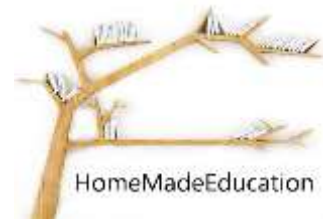


How Courses Work –What is Included

Each week of an Online Course includes:

5. A supportive and interactive community

- Learners have a range of opportunities to share information, ideas, and tips
- There is also a dedicated Facebook Group for HME families and learners ... ee're always adding new information to the communication hub such as revisions techniques, exam tips, exam board updates, and current events/topical news stories that relate directly back to courses



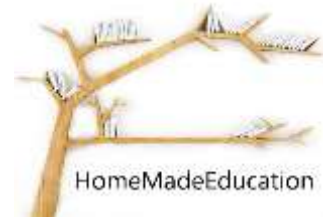


How Courses Work – Formats

GCSE/IGCSE courses are available in two formats:

- I) Online, Live format, using a proprietary online learning platform and “live” tutorials on Zoom (includes tutorials, documents, assignments & more!)

- II) Online, Flexible/Recorded format, using a proprietary online learning platform and pre-recorded tutorials (includes tutorials, documents, assignments & more!)





How Courses Work – Tutorials

- The online room uses a shared, interactive classroom – with chat area, whiteboard, etc. Courses do not require young people to use webcams/mics.
- Using live webcams / mics for learners gives most young people the heebiejeebies and produces very high levels of anxiety and is invasive.
- Young people enjoy our courses vastly more than others precisely because they can relax and feel more calm and less stressed - they have privacy, their faces aren't being recorded, and they're not having themselves and their lives stared at/judged/'on show'. This approach is consistently lauded for being approachable and accessible.
- Many years of experience have proven that using live webcams and mics produces high levels of stress/distraction/annoyance (and wastes valuable screenspace); whereas the chatbox is low anxiety, fair and equitable, and gives a useful record of thoughts, comments, answers etc.





How Courses Work - Participation

- Learners are encouraged to participate during Live tutorials; these sessions work well with lots of opportunities for learner engagement
- We have an ethos which says that parents and students work together to decide the approach that suits the student best
- The online classroom used for the course does not use live video, so all participants are assured of privacy





How Courses Work - Interaction

- During tutorials, students and the tutor share an interactive whiteboard – meaning that everyone views the same material, at the same time
- The tutor will talk through the information, pose questions, highlight video links, post mini quizzes, etc. ... during the session, the tutor's audio is turned on so that students can hear the lesson (remember, there is no live person-to-person video, so privacy is assured)
- Students' primary form of interaction with each other and the tutor is via the live 'chatbox', which sits alongside the shared whiteboard throughout the tutorial. Students can post questions, comments, quiz answers, etc. in the chat box if/when they feel comfortable





How Courses Work - Interaction

- The chat box enables the very best quality interactions ...
 - everyone gets an opportunity to share and participate (if they wish)
 - no one is spoken over
 - everyone is 'heard'
 - loudest/fastest voices don't drown out the others
 - there is a record of comments and contributions that I (and others) can go back and refer to and make sure we have not missed/misunderstood
 - silly distractions are minimised (so the quality of interaction is higher)
 - young people who are shy or nervous feel less pressure and feel more able to contribute
 - young people have the time to craft a well-thought out response (rather than saying something off-the-cuff without time to consider what they think/ really want to say)
- I have tried and tested a number of methods over the years, and this method is most successful for everyone





How Courses Work - Assignments

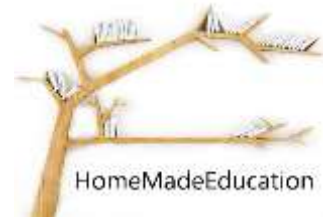
- Weekly assignments (homework) are Sections 3,4,5 of the weekly course notes
 - Sections 3 and 4 are topical, broad-based activities to aid in learning
 - Section 5 is for exam skills development – this section always contains exam questions, so there is ample focus on developing exam skills, alongside learning the subject content; thus, exam skills are developed from the outset
 - Prompt, personal and detailed feedback is provided for all homework submissions





How Courses Work - Assignments

- Whilst students are encouraged to complete weekly homework assignments, there is no 'requirement' to do so.
- We have an ethos which says that parents and students work together to decide the approach that suits the student best.
- However, regular and consistent submission of assignments is correlated with better exam results; it may also be vital for any interactions with your LA and if your young person needs 'predicted grades' in the future





How Courses Work – 2 Areas of Learning

Success in a subject involves two important, fundamental but distinctly separate things:

1. Learning the course materials
2. Learning how to write the exam

Equal attention is paid to both, from the beginning.

Exam tips and revision guidance are practiced and developed, from the start.





Learners

- The course works best if learners spend a week on each lesson; they should budget between 3 and 4 hours per week of learning time (and 'revision-as-you-go' should be in addition to this)
- The course works best if assignments are completed
- The course works best if learners read the news stories, watch the videos, and use the extra resources provided to supplement learning

Courses are very adaptable and flexible, and students/parents should approach assignments, time-management etc. in the way that suits them best. Do discuss any extra needs with Kate and/or your tutor





Learners – Access Arrangements

“Access arrangements” refers to 'reasonable adjustments' put in place during exam sittings to assist students who have special educational needs, disabilities or other difficulties, which ensure that they are not at a disadvantage. They may include: use of technology (laptop or reader pen), extra time, opportunities for breaks during the exams, a separate room, a scribe or a reader, etc.

If you are applying to your exam centre for Access Arrangements, we are always here to help and support, and can provide documentation and additional supporting information about your young person's needs, requirements, and 'usual way of working'. This is free of charge, we wouldn't dream of charging a fee for this.

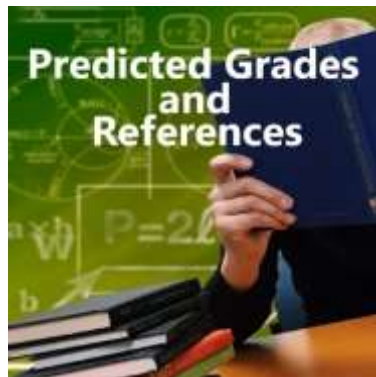




Learners – Predicted Grades / References

Predicted grades and references can be vital for young people interested in apprenticeships, college, sixth form, and other type of further study and career paths. These can often be difficult to obtain for home educated young people, and one of the benefits of enrolling in a course/courses with HomeMadeEducation is that we are always happy to provide these.

We are always happy to submit a headed letter, or complete forms, to provide predicted grades and/or references – as long as your young person has submitted enough assignments and attended/participated in the courses enough for there to be the necessary evidence to do so.



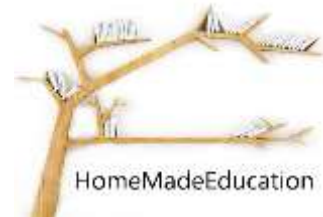
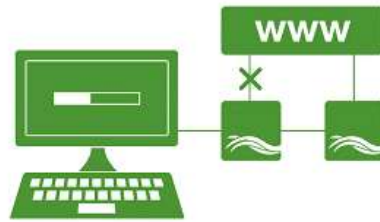
(This is free of charge, we wouldn't dream of charging a fee for this.)





Interactive Learning

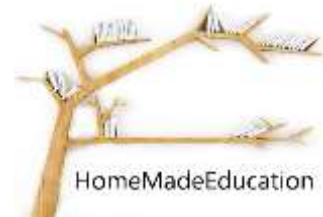
- Our learning system enables synchronous (live and interactive) tutorials and asynchronous (recorded) tutorials.
- Whatever type of online learning you choose, both enable students to do their very best.





Parent/Learner Responsibilities (1)

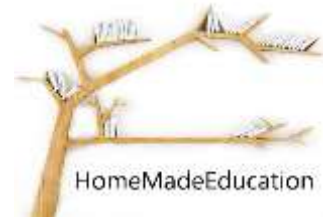
- Students/parents are responsible for ensuring that they have high-speed, reliable, and consistent internet access.
- Students/parents are responsible for retaining copies of: core documents (for the learners own use only), homework submissions, submitted past papers, and feedback emails and other necessary documents
- Parents are responsible for monitoring their child's participation and attendance, as well as their child's progress through homework and feedback
- It is expected that parents take an active part in ensuring that the learner is using the course materials, attending 'live' sessions (where relevant), submitting homework in a timely manner, receiving and using feedback provided, and asking for help/assistance/extra support when needed





Parent/Learner Responsibilities (2)

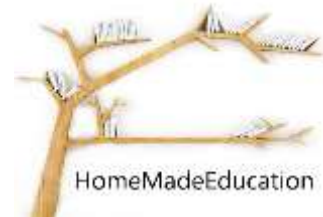
- Learners are responsible for: planning their own personal weekly learning schedules; submitting homework on a timely basis and as per the homework instructions.
- The course works best on a computer/laptop/pc or a tablet. Phones are not ideal devices for learning for many ways, and the Canvas learning platform on a phone may operate differently/with a slower more cumbersome performance than outlined in materials and demonstrations.





Parent/Learner Responsibilities (3)

- Finding an exam centre and booking exams is a parent responsibility.
- To support exam bookings, we will do our best to ensure that all of the information needed to book exams is available on the online learning platform. If you have any questions at all about booking exams, do email us as early as possible.
- We will also do our best to provide any supporting evidence needed for 'access arrangements', if we are notified as early as possible





If you have any questions, please do email me at homemadeeducation@outlook.com

